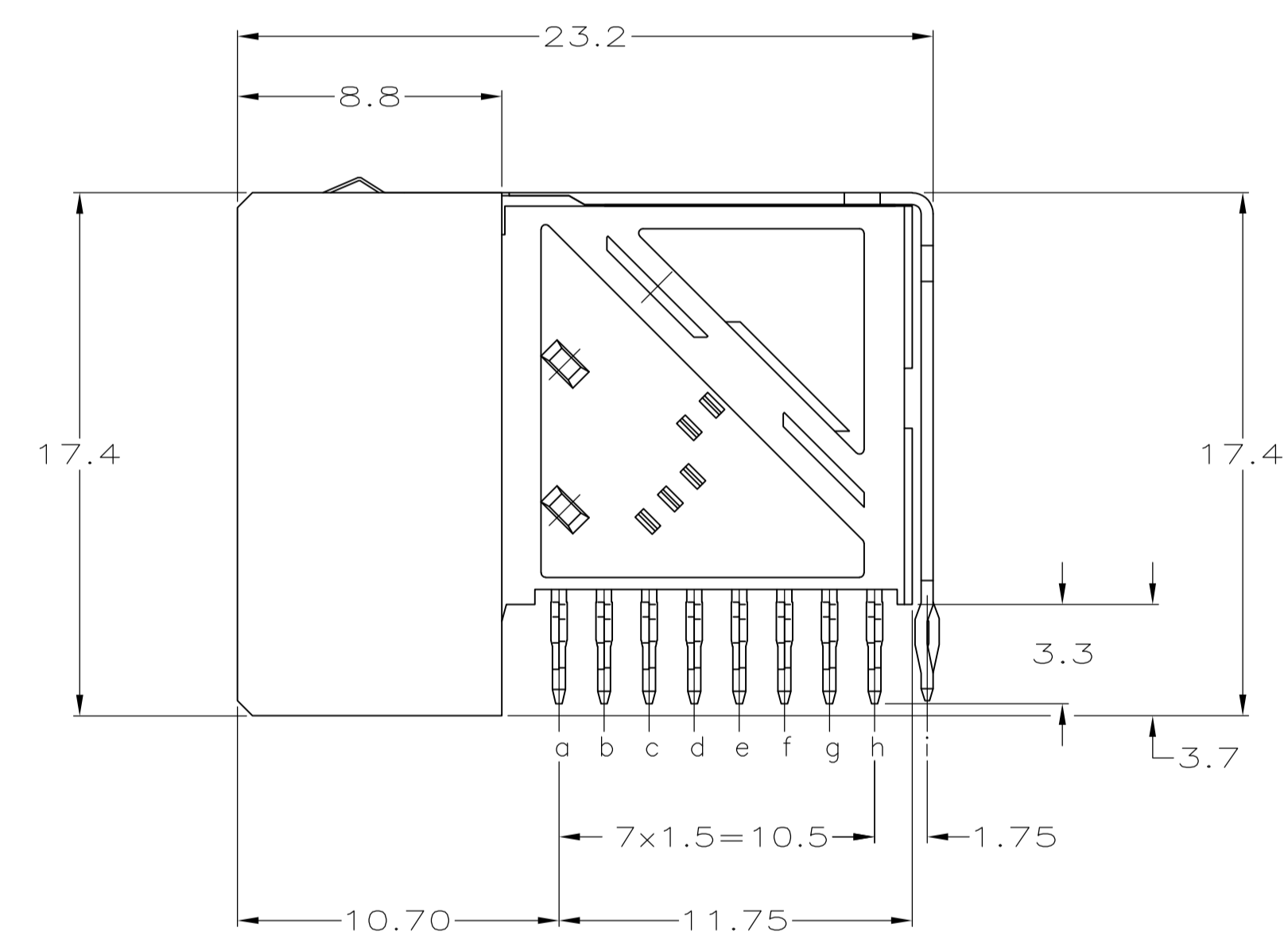
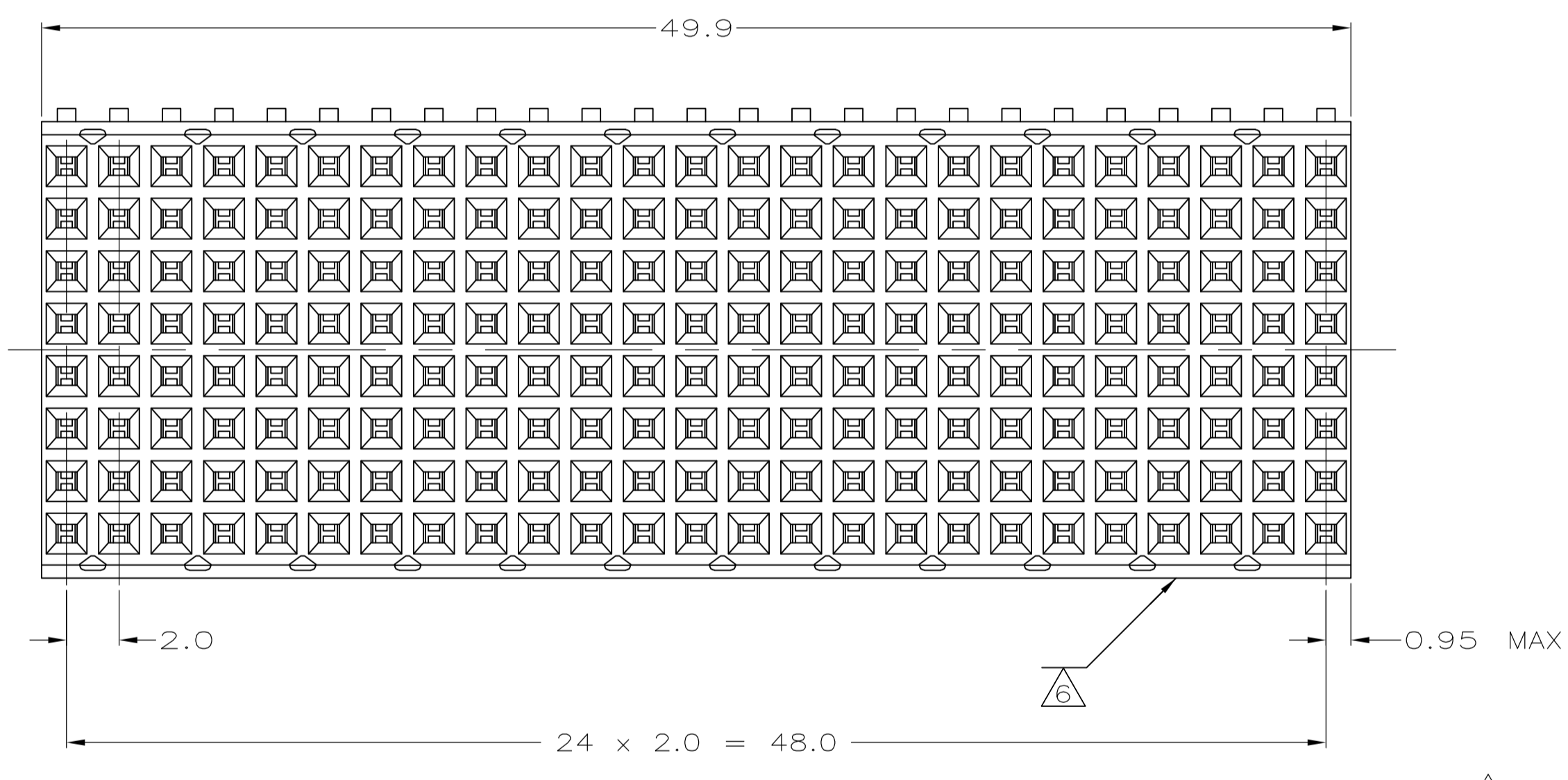
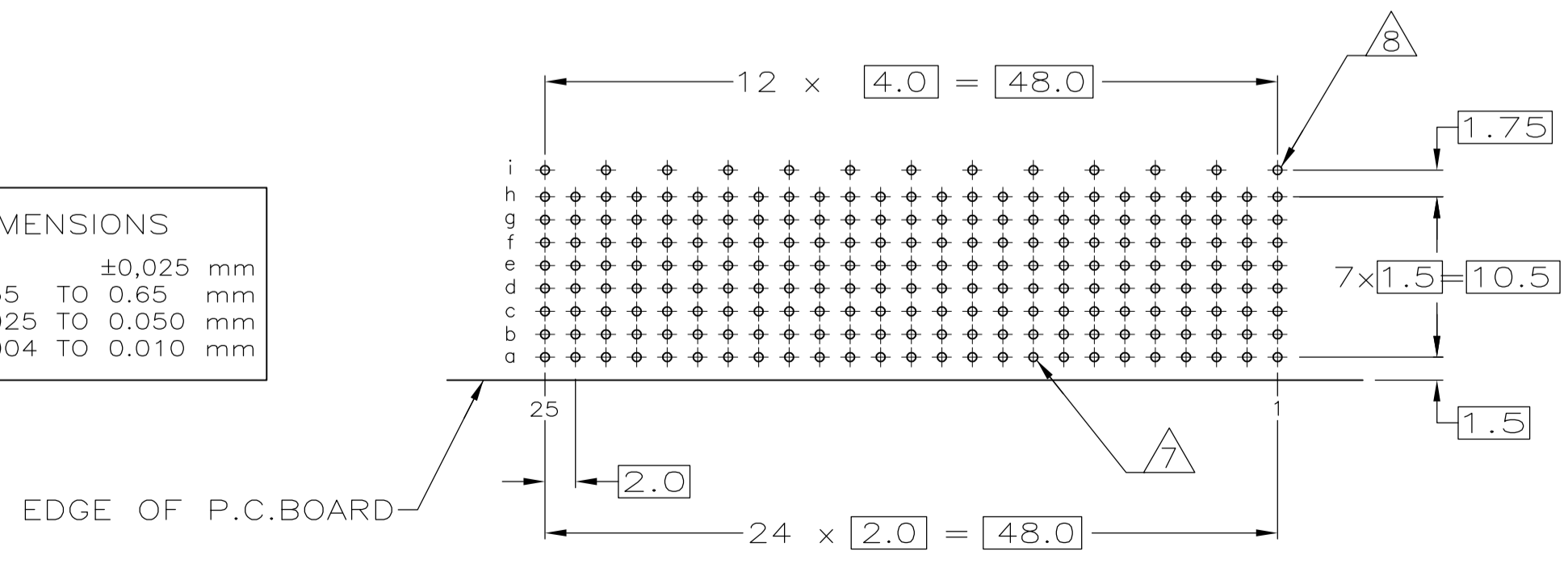


SECTION W-W



| PCB HOLE DIMENSIONS | | |
|---------------------|----------------|-----------|
| DRILLED HOLE | .7 | ±0.025 mm |
| FIN. HOLE | 0.55 TO 0.65 | mm |
| Cu-thks | 0.025 TO 0.050 | mm |
| SnPb-thks | 0.004 TO 0.010 | mm |



RECOMMENDED PCB HOLE LAYOUT
SCALE 2.5:1

- 1 MATERIAL:
CONTACT: PHOSPHOR BRONZE.
HOUSING: GLASS-FILLED POLYESTER.
- 2 GENERAL PLATING SPECIFICATION: UNDERPLATING
(ENTIRE CONTACT): 1.27µm MIN NICKEL AND ACTION
PIN: 0.5µm MIN TIN.
FOR PLATING OF MATING SURFACES SEE APPLICABLE
SPECIFICATION REFERENCE FOR EACH DASH NUMBER.
- 3 CONFORMS TO ALL TESTING ACCORDING TO IEC 61076-4-101
PERFORMANCE LEVEL 2.
- 4 CONNECTOR TESTED AND QUALIFIED AGAINST TELCORDIA GR-1217-CORE QUALITY LEVEL 3,
CENTRAL OFFICE APPLICATIONS.
- 5 CONNECTOR TESTED AND QUALIFIED AGAINST TELCORDIA GR-1217-CORE QUALITY LEVEL 3,
UNCONTROLLED ENVIRONMENT APPLICATIONS.
- 6 CONNECTOR MARKED WITH PART NUMBER AND DATE CODE.
ADDITIONAL CHARACTERS OR MARKINGS, AS WELL AS THE LOCATION OF THE MARKINGS,
MAY BE ADDED FOR TRACEABILITY BASED UPON MANUFACTURERS DISCRETION.
- 7 PLATED-THROUGH HOLES AT 2x1.5mm GRID
200 TOTAL HOLES.
- 8 ROW "i" 13 PLATED THROUGH HOLES FOR UPPERSHIELD.
- 9 CONNECTOR & SHIELD LUBRICATED WITH BELCORE APPROVED LUBRICANT,
TECHNICAL REFERENCE: TR-NWT-001217 ISSUE 1, SEP 1992.
- 10 SHIELD MOUNTED ON CONNECTOR WITH DOUBLE SIDED ADHESIVE TAPE
OR ADHESIVE.

| | |
|--------|-------------|
| 2 5 9 | 1-5646487-9 |
| 2 4 9 | 5646487-9 |
| 2 3 | 5646487-1 |
| FINISH | PART NUMBER |

| | | | | |
|--|--|---|---|--|
| THIS DRAWING IS A CONTROLLED DOCUMENT. | | DIN B CARBO 28JUL05 | Tyco Electronics Corporation Harrisburg, PA 17105-3608 | |
| DIMENSIONS: mm | | CHK G SKIPPER 28JUL05 | NAME R/A RECEPTACLE ASSY, 200 POSN Z-PACK 2mm HM, TYPE E W/GROUND RETURN SHIELD | |
| TOLERANCES UNLESS OTHERWISE SPECIFIED: | | APVD G SKIPPER 28JUL05 | APPLICATION SPEC | |
| 0 PLC ± - | | SIZE CASE CODE DRAWING NO RESTRICTED TO | | |
| 1 PLC ± 0.1 | | A1 00779 C=5646487 | | |
| 2 PLC ± - | | WEIGHT | | |
| 3 PLC ± - | | CUSTOMER DRAWING | | |
| 4 PLC ± - | | SCALE 5:1 SHEET 1 OF 1 REV A1 | | |
| ANGLES ± - | | | | |
| FINISH SEE TABLE | | | | |